

## Screwed Sightglass Fittings Series MV

DATA SHEET 01.06

Screwed sightglass fittings similar to DIN 11851 (dairy standard fittings) with see-through circular glasses. Threaded nozzles have weld necks.

### Application:

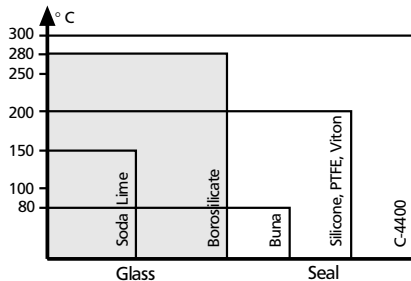
Weld-on sightglass fitting with screwed cover flange. Sightport for viewing into Bioreactors, Laboratory mixers, filters as well as into process vessels, separators, pipelines and other usually closed containers. Particularly suitable for pharmaceuticals, food and beverage processing, e. g. breweries, dairies etc.

### Operating Conditions:

Pressure: 6 bar (higher pressure ratings on request)  
Vacuum

### Temperature:

max. 280° C, (see temperature diagram) – when using adequate gasket (item 4), and plane surface.



Complete screwed sightglass fitting series MV

### Combinations:

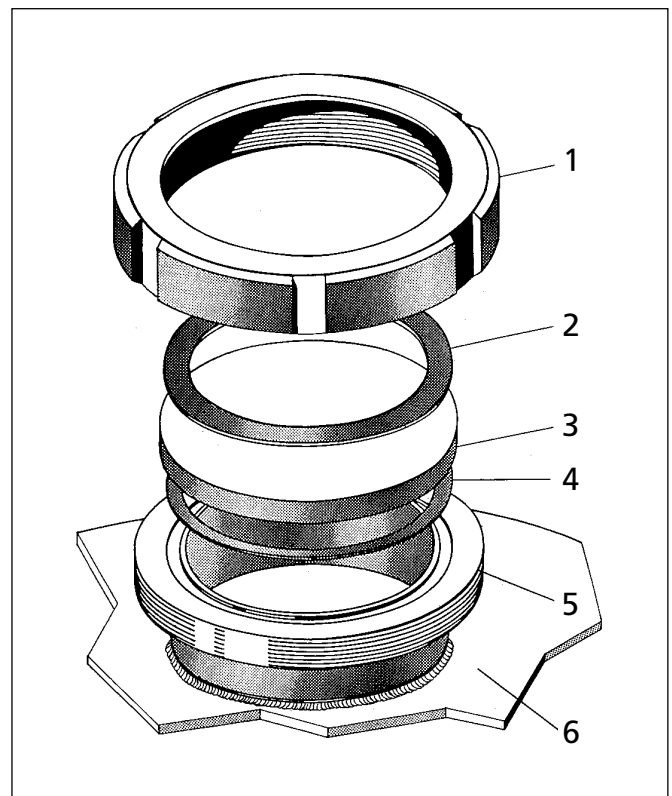
This sightglass unit can be combined with several Lumiglas luminaires. Specially adapted Luminaires: see data sheets 06.02 and 08.01. Window wipers, type SW I can be fitted to sizes DN 65 and larger. Combination of luminaire plus wiper can be fitted to size DN 125.

### Parts and materials drawing on the right:

Items	Parts	Material options
1	slotted cover nut	stainless steel 1.4301 (304)
2	flat gasket	KLINGERSil C-4400
3	sightglass disc	- soda lime glass: toughened (tempered) to DIN 8902, for max. temp. 150° C. - borosilicate glass: toughened (tempered) to DIN 8902, for max. temp. 280° C.
4	ring seal (max. 250° C)	Viton, PTFE, Buna, Silicone
5	weld neck nozzle	stainless steel 1.4301 (304); 1.4404 (316 L)
6	vessel wall	

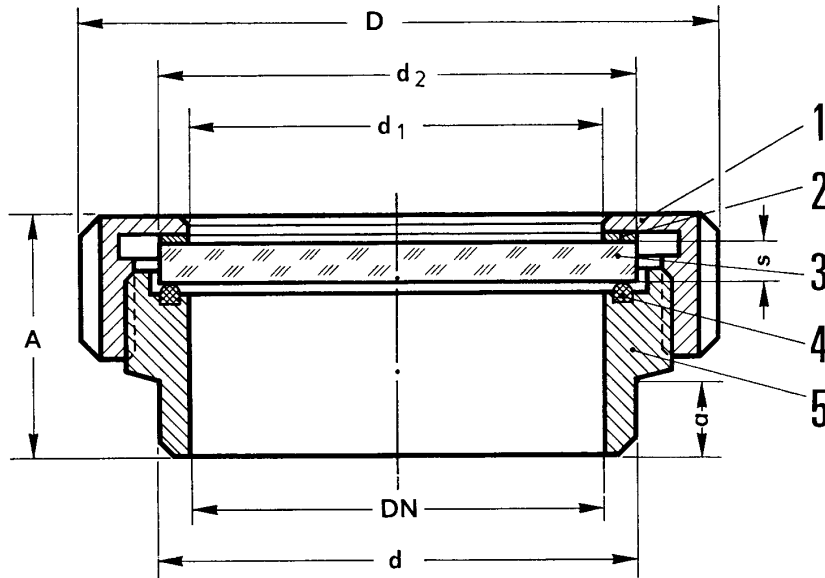
### Assembly:

After welding nozzle (5) into the vessel wall (6), fit ring seal (4), glass disc (3) and gasket (2) as shown in the drawing on the right. Tighten all these parts down against the nozzle by cover nut. Always use the special 'C-Spanner'.



Exploded view of an MV series screwed sightglass fitting.

## Dimensions of Screwed Sightglass Fittings



- Item 1 slotted cover nut
- 2 flat gasket
- 3 sightglass disc
- 4 ring seal
- 5 weld neck nozzle

Size		1	2	3	4	5	6
Nominal bore	DN	50	65	80	100	125	150
Viewing diameter	d <sub>1</sub>	50	65	80	100	125	150
Sightglass discs	d <sub>2</sub>	63	80	94	113	142	166
	s	10	12	12	15	15	15
Fittings	D	92	112	127	148	178	210
	d	61	79	93	114	136	163
	A	44	52	57	69	59	62
	a	21	24	25	34	22	22

### Ordering Information:

Please specify the selected items as follows:

e. g. Fitting similar to DIN 11851, DN 80, nominal pressure 6 bar

Preferred material for: weld flange, cover nut (always 1.4301), glass discs, seals